



Equipment




- Aluminium
- Air dry clay
- Gems/beads/ shells
- Paint and sponge (optional)

Dragon Eggs

Instructions

- Roll aluminium foil into a ball/egg shape
- Cover the ball in air drying clay
- Use shiny/colourful objects such as gems, sequins, beads, shells etc. and push them into the clay
- Allow the clay to dry
- Optional- add paint layer using sponges to give the egg texture

Senses

Auditory	
Visual	
Touch	
Proprioception	