

## Sieve Threading

### Equipment

- Sieve
- Pipe cleaners
- Colour taper (optional)




### Instructions

- Turn a kitchen sieve upside down
- Using pipe cleaners, thread them into the holes

Extension- Short straw

- Place pipe cleaners into the holes of a sieve
- On one or two of the pipe cleaners, wrap coloured tape around the bottom
- Take it in turns to pull the pipe cleaner out
- See who finds the coloured tape

### Senses

Visual	
Touch	
Proprioception	
Vestibular	