

Remembrance Sensory Lesson Plan









Create the scene of Flanders' Field by following the activities below
Read each part of the poem with the activity


Instructions

In Flanders' fields the poppies blow
Between the crosses, row on row,
That mark our place: and in the sky
The larks, still bravely singing, fly
Scarce heard amid the guns below.
We are the dead. Short days ago
We lived, felt dawn, saw sunset glow,
Loved and were loved, and now we lie
In Flanders' fields.
Take up our quarrel with the foe;
To you from failing hands we throw
The torch; be yours to hold it high,
If ye break faith with us who die
We shall not sleep, though poppies grow
In Flanders' Fields.

Senses

Auditory	
Visual	
Olfactory	
Touch	
Proprioception	
Vestibular	





Equipment

Paper
Red Finger
Paint




Instructions

Create the field

- On a large piece of paper, using red finger paints, finger paint dots of poppies over the whole sheet

Senses

Visual
Touch
Proprioception

Equipment

Tissue paper
Straws



Instructions

The Poppies


- Create poppy petals but cutting out red tissue paper
- Using a straw blow the poppies through the crosses

Senses

Visual
Olfactory
Proprioception

"In Flanders' fields the poppies blow, Between the crosses, row on row"



Equipment

Lolly sticks
Playdough
Wool




Instructions

Create the crosses

- Cross two lolly stick to create a cross
- Using wool, cross and wrap around the two to secure the cross together
- Using playdough, push and mold to create a base
- Push the cross into the playdough
- Place on the poppy field

Senses

Visual
Touch
Proprioception
Vestibular

Equipment

Cardboard
Lolly sticks
Torch
Bird song



Instructions

The sky larks





- Cut out bird shapes
- Stick onto lolly sticks
- Using a torch project the silhouettes onto a flat surface
- Play bird sounds in the background

Senses

Auditory
Visual
Touch
Vestibular

That mark our place: and in the sky, The larks, still bravely singing, fly

Equipment

- Clingfilm
- Cardboard
- Torch
- Sharpies

Instructions





The sunset

- Cut out the middle of a square of cardboard to create a frame
- Place clingfilm over the whole frame
- Draw silhouettes of crosses, or rifles, or fallen soldiers on the cling film
- Colour in the end of the torch orange
- Use the torch to create the sunset behind the

Senses

Visual
Touch
Proprioception

Scarce heard amid the guns below.
 We are the dead. Short days ago
 We lived, felt dawn, saw sunset glow,

Equipment

- A comfortable place to lie down
- Weighted items (optional)
- Sensory bottles(optional)

Instructions

Here we lie

- Create a comfortable space to lie down
- Use weighted blankets, or blanket wraps (Risk assess)
- Listen to the rest of the poem while lying down

Senses

Auditory
Visual
Touch
Proprioception
Vestibular

Loved and were loved, and now we lie

