

Dragon wings





Equipment

- Stretchy fabric or cardboard
- Feathers
- String

Instructions

- Mark out dragon wing shapes on the cardboard or stretchy fabric
- Cut out
- Decorate with feathers/gems/glitter
- Create hand hold loops on
- Loop string to create straps in the middle
- Place the wings on the back and place hands in the hand holds
- Pull and flap the wings

Senses

Auditory	
Visual	
Touch	
Proprioception	
Vestibular	